

**LOAD CELL CHARACTERISTICS**

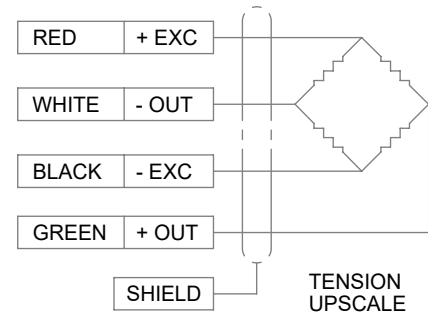
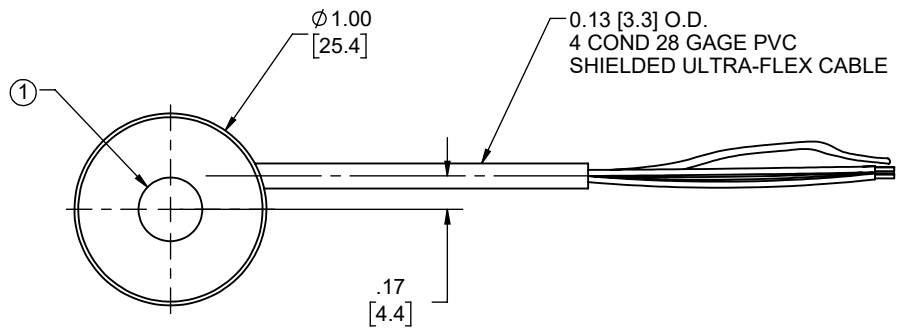
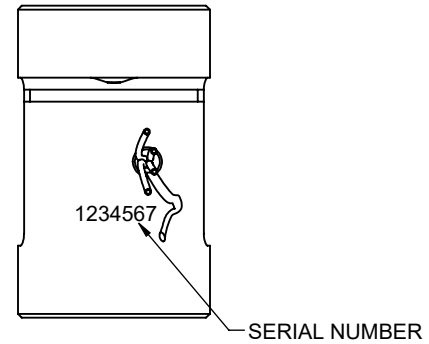
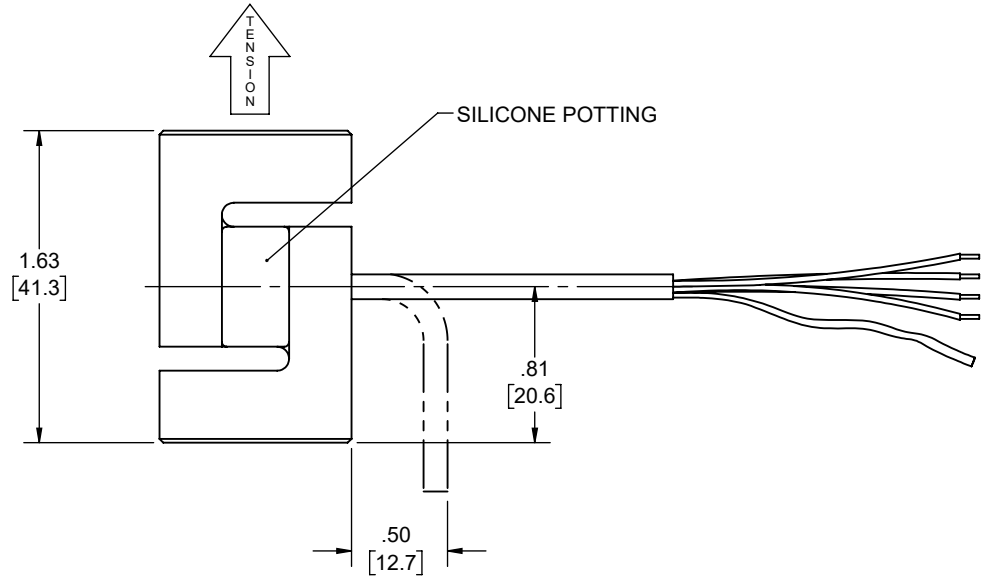
#	CAPACITY	500-1000 (lbf)	2.5-5 (kN)
1	FLEXURE THREAD	0.375-24 UNF-2B	M8 X 1.25-6H

Interface Inc. claims proprietary rights in the information disclosed herein. This drawing is furnished in confidence on the express understanding that neither it nor any reproduction thereof will be disclosed to others or used for the purpose of manufacture or procurement of the article or part shown hereon without written permission of Interface Inc. The drawing shall remain the property of Interface Inc. and shall be returned upon request by Interface Inc.

**83560**

**REVISIONS**

REV.	DESCRIPTION	DATE	APPROVED
A	INITIAL RELEASE	08/05/2022	RMP



1. STANDARD CABLE LENGTH IS 5 FT [1.5M].  
NON STANDARD CABLE LENGTH PER OPTION CODE.
2. FLEXURE MATERIAL: STAINLESS STEEL

UNLESS OTHERWISE SPECIFIED  
DIMENSIONS ARE IN INCHES [mm]  
TOLERANCES ARE:  
ANGLES  $\pm 0^\circ 30'$   
.XX  $\pm .01$  [0.25]  
.XXX  $\pm .005$  [0.13]

CREATOR	DATE
DESIGNED: RMP	08/02/22
DETAILED: RMP	8/2/2022
WEIGHT: (APPROX) 0.26 (lbs)	

**Interface**  
FORCE MEASUREMENT SOLUTIONS

7418 E. HELM DRIVE  
SCOTTSDALE, AZ 85260 USA

TITLE:  
**OUTLINE MODEL: SSC 500-1000 & 2.5KN-5KN**

SIZE: A	DWG. NO: 83560	REV: A
SCALE: 1:1	SHEET 1 OF 1	