

LOAD CELL CHARACTERISTICS

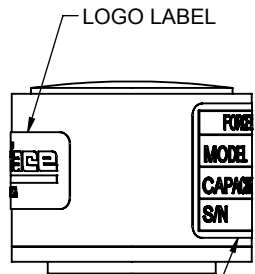
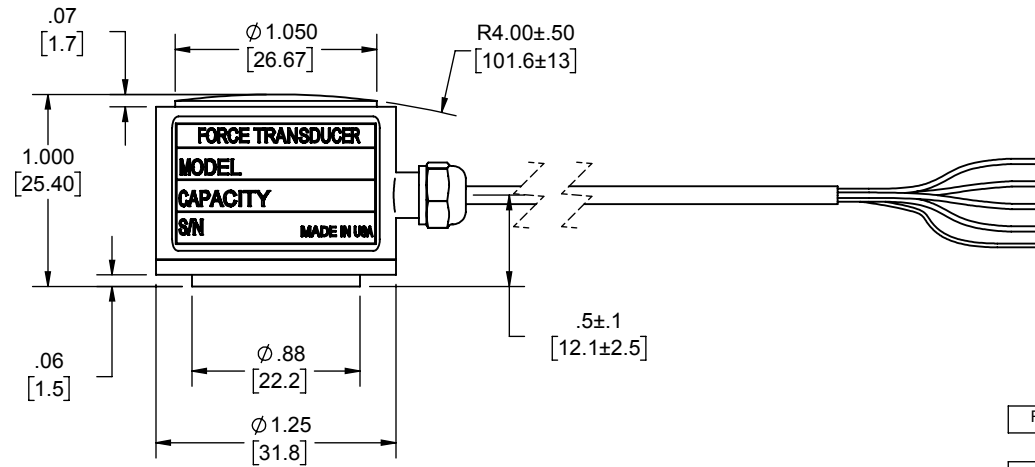
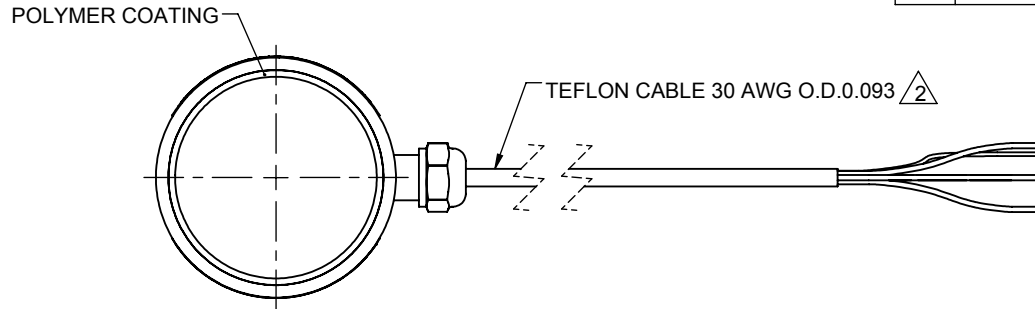
#	CAPACITY	US CAPACITIES	SI CAPACITIES
		-15K, -20K, -30K (lbf)	65, 130 (kN)

Interface Inc. claims proprietary rights in the information disclosed herein. This drawing is furnished in confidence on the express understanding that neither it nor any reproduction thereof will be disclosed to others or used for the purpose of manufacture or procurement of the article or part shown hereon without written permission of Interface Inc. The drawing shall remain the property of Interface Inc. and shall be returned upon request by Interface Inc.

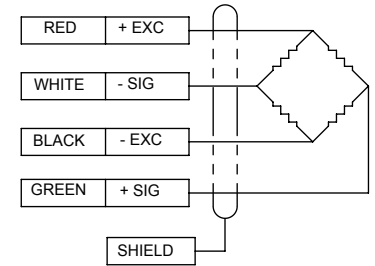
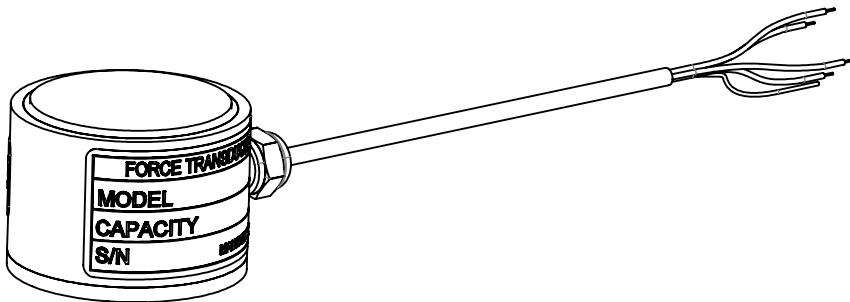
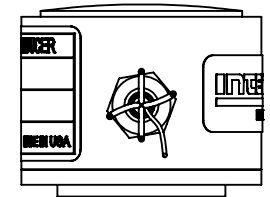
80519

REVISIONS

REV.	DESCRIPTION	DATE	APPROVED
A	PRELIMINARY	12/31/04	
B	ADDED 15K & 20K CAPACITY	09/10/07	
C	UPDATED TO CURRENT STD'S ADDED LABEL'S	10/2/2017	JR



LABEL INCLUDING:
MODEL, CAPACITY
& SERIAL NUMBER



COMPRESSION UPSCALE

△
1. CABLE LENGTH PER OPTION CODE.
MATERIAL: 17-4PH STAINLESS STEEL, 300 SERIES STAINLESS STEEL COVER.

UNLESS OTHERWISE SPECIFIED
DIMENSIONS ARE IN INCHES [mm]
TOLERANCES ARE:
ANGLES ± 0° 30'
.XX ± .01 [0.25]
.XXX ± .005 [0.13]

CREATOR	DATE
DESIGNED: LARRY B.	12/09/04
DETAILED: J.E.P.	12/09/04
WEIGHT: (APPROX) 0.23 (lbs)	

interface 7401 E. BUTHRUS DR.
FORCE MEASUREMENT SOLUTIONS SCOTTSDALE, AZ 85260 USA

TITLE:
**OUTLINE MODEL: MSC-15K,
-20K, -30K, -65KN, -130KN**

SIZE: A	DWG. NO: 80519	REV: C
SCALE: 1:1	SHEET 1 OF 1	