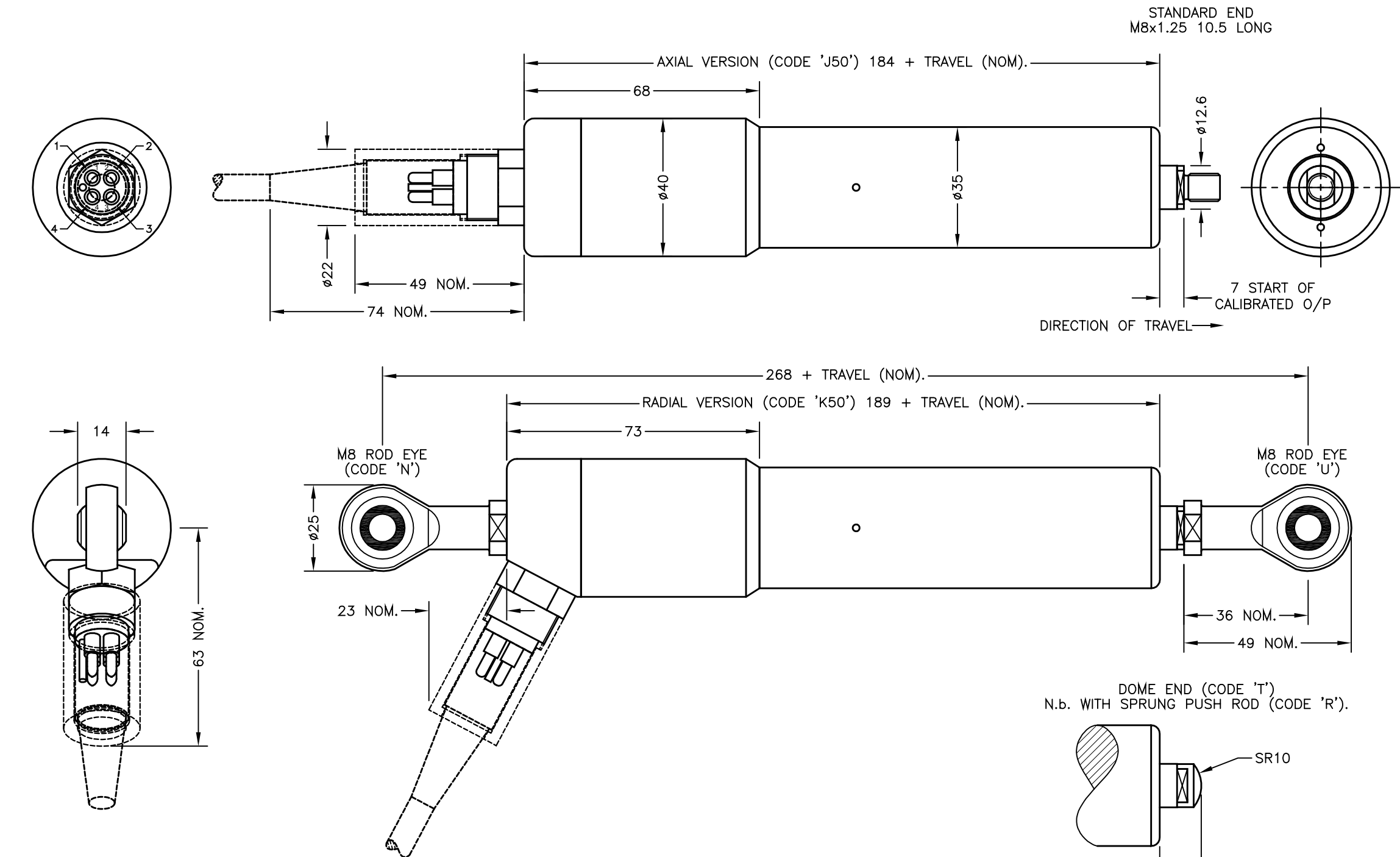


N.b. ROD-EYE ORIENTATION NOT GUARANTEED.  
CONNECTORS; MICRO MINI WETMATE, 4-POLE.  
BULKHEAD; MCBH-4-MP-SS, STAINLESS STEEL/MOLDED NEOPRENE, SEALING; 340 BAR OPEN FACE, 600 BAR MATED.  
IN-LINE; MCIL-4-FS, MOLDED NEOPRENE WITH CABLE. LOCKING SLEEVE; MCDLS-F, DELRIN.



ELECTRICAL OPTIONS/ SPECIFICATIONS				
OUTPUT		SUPPLY		
OUTPUT OPTION	A	0.5 TO 4.5V RATIOMETRIC	5V	STANDARD
	B	±5V	±15V	
	C	0.5 TO 9.5V	24V	
	D	±10V	±15V	
	G	0.5 TO 4.5V	24V	BUFFERED
	SUPPLY CURRENT 12mA TYP. 20mA MAX.		20mA MAX.	
	F	4 TO 20mA 2-WIRE	24V	
	F	4 TO 20mA 3-WIRE SINK	24V	
	F	4 TO 20mA 3-WIRE SOURCE	24V	
	SINK VERSION OUTPUT COMPLIANCE 5-28V			
SOURCE VERSION DRIVE 300Ω MAX TO 0V				

MATING CONNECTOR (CODE 'J50' OR 'K50') SUPPLIED WITH 50cm MOULDED CABLE AS STANDARD.  
4-CORE SCREENED: 0.5mm<sup>2</sup>,  $\phi 7.5$ mm MAX. JACKET AND CORE INSULATION: EPDM.

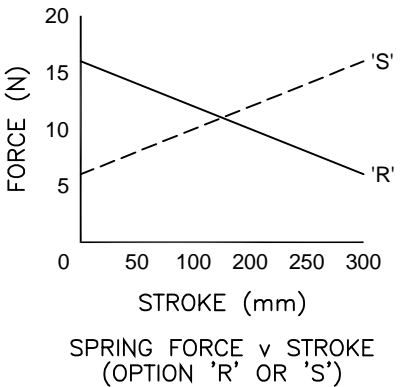
CONNECTIONS:-

- 1 BLACK OUTPUT
- 2 WHITE 0V
- 3 RED BODY (OPTIONS: A, C, E-H) -Ve (OPTIONS: B OR D)
- 4 GREEN +Ve
- SCREEN NOT CONNECTED TO SENSOR

RANGE OF DISPLACEMENT FROM 0-5mm TO 0-800mm e.g.76mm, IN INCREMENTS OF 1mm.

BODY MATERIAL: STAINLESS STEEL 316.  
FURTHER OPTIONS:  
SINGLE PAIR OF BODY CLAMPS 'P'  
TWO PAIRS OF BODY CLAMPS 'P2'

SPRING RETURN PUSH-ROD, TRAVEL  $\leq 300$ mm  
RETURN TO EXTENDED POSITION (CODE R)  
RETURN TO RETRACTED POSITION (CODE S)  
PUSH-ROD FREE (CODE 'V') - NOT AVAILABLE WITH SPRUNG OPTIONS.



MAXIMUM WORKING DEPTH: 3500 METRES 350 BAR. WHERE THE FREE END OF THE CABLE IS TO BE TERMINATED IN A SUBMERGED POSITION, ADEQUATE SEALING MUST BE PROVIDED TO PROTECT CONNECTIONS.


THE PUSH-ROD RETRACTS A FURTHER 4mm NOM. FROM START OF CALIBRATED TRAVEL. STANDARD VERSIONS THE PUSH-ROD EXTENDS A FURTHER 8mm NOM. FROM END OF CALIBRATED TRAVEL, FOR SPRUNG VERSIONS: 'R': 1mm, 'S': 2mm.

'V' CODED PUSH-ROD WILL DEPART SENSOR BODY.

C	CONNECTION 3 AMENDED - RAN1117	PDM
D	"7 START OF..." WAS "7.00 START OF..."	PDM
E	MALE M8 WAS FEMALE RAN1180	RDS
F	CABLE COLOURS CORRECTED - RAN1190	PDM
G	3500 METERS WAS 3482 RAN1145	RDS
H	RANGE NOTE AMENDED ~ RAN1200	PDM



DRAWINGS NOT TO BE CHANGED WITHOUT REFERENCE TO THE CHANGE PROCEDURE.  
CHANGES TO PARTS USED IN INTRINSICALLY SAFE PRODUCT MUST BE APPROVED BY THE AUTHORISED PERSON  
THIS IS AN UNCONTROLLED PRINT AND WILL NOT BE UPDATED.



C	16/09/16		CHECKED BY	X	$\pm 0.4$
D	21/10/16		RDS	X.X	$\pm 0.2$
E	25/4/17			X.XX	$\pm 0.1$
F	14/06/17	DESCRIPTION			
G	15/06/17	S125 350 BAR SUBMERSIBLE			
H	12/09/17	STAND-ALONE LINEAR POSITION SENSOR			
SCALE		DRAWING NUMBER		REV	
12.5mm		S125-11		H	
		SHEET		OF	
		1		1	