

DPS-A

Description

This inclinometer module is available with one or two measurement axes . The inclinometer working principle is based on a micromachined silicon capacitive transducer (developed with MEMS technology). This inclinometer has a compact design, low vibration sensitivity, low price and find application in a variety of industrial and automotive application. Typical application are cranes, aerial platforms, drilling machines, excavators, robotics and mobile equipment.

Features

- Inclination sensor one or two axis;
- MEMS primary sensor;
- Angle range two axis from $\pm 5^\circ$ to $\pm 60^\circ$ (DPSA-O);
- Angle range one axis 0 to 360° (DPSA-V);
- Output 4-20 mA , or 0-10 Volt or RS232;
- No moving parts:
- PBT Ultradur black Resin housing;
- Protection against overvoltage and reverse voltage;
- Encapsulated electronics;
- Cable gland exit (connector exit available);
- Bicolor status operating Led.
- Protection IP67.

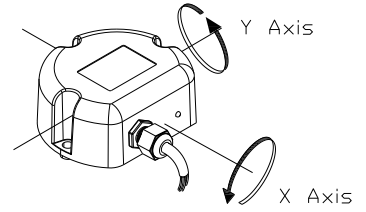
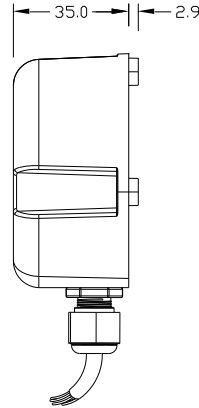
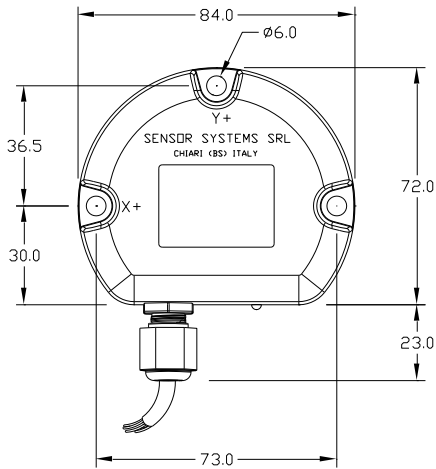
DPS- A



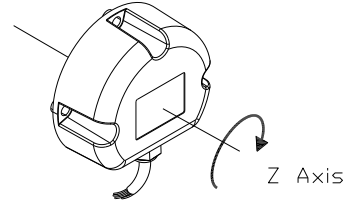
Technical specifications

Measuring range	°	$\pm 5^\circ$ to $\pm 60^\circ$ (programmable) Type O 0° to 360° single axis Type V
Input voltage	Volt	10 to 30 (max 32)
Output		0.5 ÷ 4.5 V 4 ÷ 20 mA 0 ÷ 10 V RS232 TTL
X-Y out zero	-	2.5 V +/- 50 mV 12 mA
Non linearity	% F.S.	max 1
Resolution	°	0.01
Insulation Resistance	MOhm	> 100 @500Vdc
Temperature compensated Range	° C	-0 ÷ +60 -20° ÷ +70°
Stocking Temperature	° C	-40° + 80°
Frequency Response	sec	0.3 (factory calibrated)
Zero temperature drift T 0°C- 60°C	°	< 0.005
Temperature Sensitivity drift T 0°C –60°C	°	< 0.002
Shock resistance	MIL- STD 202 E 213 B	1000 g
Vibration resistance	MIL STD 202E 204 D	20 g _r (10 to 2000 Hertz)

Dimension and mounting

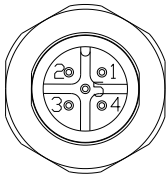


Mounting:
Horizontal
Tilt:
positive rotation
shown in figure



Mounting:
Vertical
Tilt:
positive rotation
shown in figure

Connections



CONNECTOR
Binder
763 series
09-3441-88-05

Double axis configuration (H axis)			
	Volt out	Curr out	rs232
1	V supply	V supply	V supply
2	Vy out	Iy out	Rx
3	Gnd	Gnd	Gnd
4	Vx out	Iy out	Tx
5	VGnd	IGnd	Gnd

Single axis configuration (V axis)			
	Volt out	Curr out	rs232
1	V supply	V supply	V supply
2	N.C.	N.C.	N.C.
3	Gnd	Gnd	Gnd
4	Vz out	Iz out	Tx
5	VGnd	IGnd	Gnd

Ordering information

Ordering Information	
DPS-A-X-XXX-XX-X	
	A: Analog output
	V: for vertical mounting (1 axis), □: for Horizontal mounting (2 axis)
	Measuring range: (0°-360° V version, ±5° ±60° □ version)
	P: cable gland 300 mm exit wire; C: connector 5 way M12X1 Binder 763 series
	Output 1: 0,5-4,5 V ; 2: 0-10 V; 3: 4-20 mA; 4: RS232