



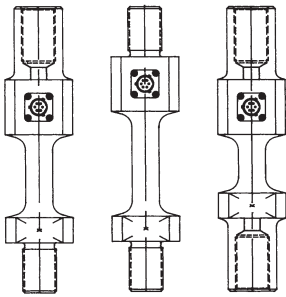
FORCE SENSING TENSION LINKS

The Strainert Tension Links are superior performance sensors, for use in weighing and force measuring applications.

Its sensing element consists of a strain gage bridge circuit internally installed in a small hole along its longitudinal axis. This unique arrangement provides a most effective means for the protection and sealing of the strain gage circuit while minimizing the adverse effects of extraneous torsional and flexural loads.

Tension Links can be modified for underwater use.

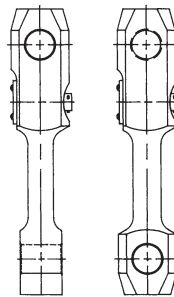
U.S. Patent No. 2,873,341



Threaded Ends (TE)

External, Internal,
Internal/External Threads

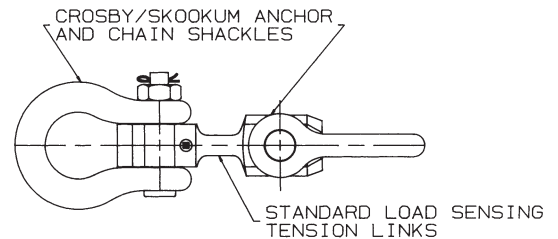
Standard Capacities:
1,000 lb. to 400,000 lbs.



Pivot Ends

90° Pivot Ends, or In-Line

Standard Capacities:
1,000 lb. to 400,000 lbs.



Anchor & Chain Shackles

Compatible with standard
anchor and chain shackles

Standard Capacities:
1,500 lb. to 350,000 lbs.

PERFORMANCE & SPECIFICATIONS*

Overload:	150% FS without zero shift	Hysteresis:	±0.15% FS
Bridge:	Full bridge 350 Ohm (Nominal)	Temp Effects:	0.003% FS / °F on Zero 0.003% Load / °F on Output (Nominal)
Excitation:	12 V ac or dc (Maximum)	Zero Balance:	±2% FS
Output Signal:	2-mv/V (Nominal)*	Electrical Connection:	Receptacle or built-in cable
Non-Repeatability:	±0.05% FS, 0.10% FS (TE)	Static Overload:	150% without zero or span shift
Non-Linearity:	±0.15% FS, 0.25% FS (TE)		

Receptacle:	PT02H-10-6P	Cable:	#20(26x34) AWG., rubber insulation, shielded, rubber jacket, 4-Conductor (Standard Cable)
Mating Plug:	PT06A-10-6S (SR)	Function	Wire Code
Function	Pin	(+) Excitation	Red
(+) Excitation	A	(-) Excitation	Black
(-) Excitation	D	(+) Signal	Green
(+) Signal	B	(-) Signal	White
(-) Signal	C		

* Exact output provided with calibration data. (Standardized outputs are optional)